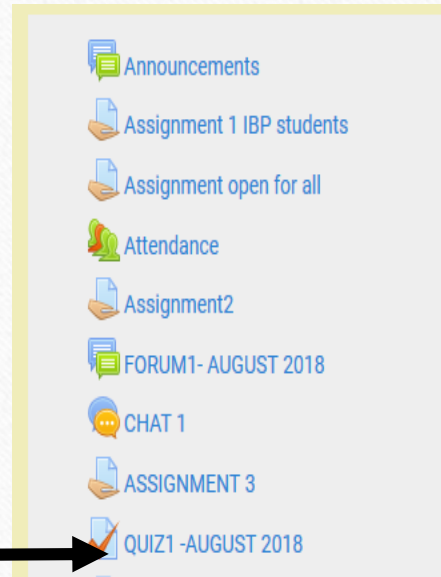


New Learning Management System

How to attempt a quiz

STEP 1- HOW TO ATTEMPT A QUIZ

- After logging in, select the unit to participate in and click on the Quiz icon.



QUIZ 1 TAB



STEP 2- HOW TO ATTEMPT A QUIZ

- After clicking the quiz tab the quiz opens up and you click on the attempt quiz now tab to continue

QUIZ1 -AUGUST 2018


ATTEMPT ALL

Grading method: Highest grade

Attempts: 1

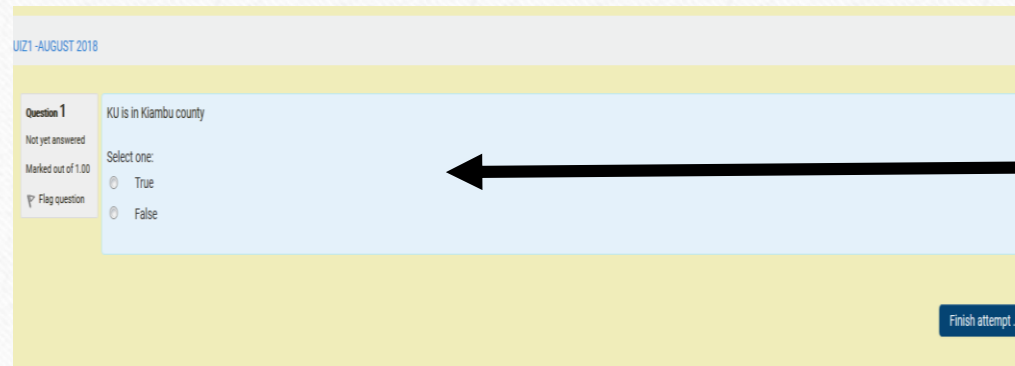
Attempt quiz now

Attempt quiz now tab




STEP 3- HOW TO ATTEMPT A QUIZ

- The quiz questions appear in a text box for the student to attempt.
- After every attempt the student has to click on the finish attempt tab to proceed.



Quiz text box



Finish attempt tab

STEP 4- HOW TO ATTEMPT A QUIZ

- The finish attempt tab guides to the summary of attempts page which gives the option to return to attempt if not sure or to submit all and finish.
- Clicking the return to attempt tab takes you back to the quiz for any necessary changes
- The submit all and finish guides you to the final page which has the analysis of your quiz and the correct answer to your questions.

QUIZ1 -AUGUST 2018

Summary of attempt

Question	Status
1	Answer saved

Return to attempt tab

Submit all and finish tab

Return to attempt

Submit all and finish

The screenshot shows a quiz summary page for 'QUIZ1 -AUGUST 2018'. It features a table with two columns: 'Question' and 'Status'. The first row shows '1' under 'Question' and 'Answer saved' under 'Status'. Below the table, there are two buttons: 'Return to attempt' and 'Submit all and finish'. A blue callout box labeled 'Return to attempt tab' has an arrow pointing to the 'Return to attempt' button. A yellow callout box labeled 'Submit all and finish tab' has an arrow pointing to the 'Submit all and finish' button.

STEP 5- HOW TO ATTEMPT A QUIZ

The final page of the quiz gives an analysis of the quiz done.

After reading the analysis click on the finish review tab to see the summary report of the quiz

The screenshot shows a quiz analysis page for 'GUST 2018'. It includes a table with the following data:

Started on	Wednesday, 1 August 2018, 10:39 AM
State	Finished
Completed on	Wednesday, 1 August 2018, 10:51 AM
Time taken	12 mins 6 secs
Marks	1.00/1.00
Grade	10.00 out of 10.00 (100%)

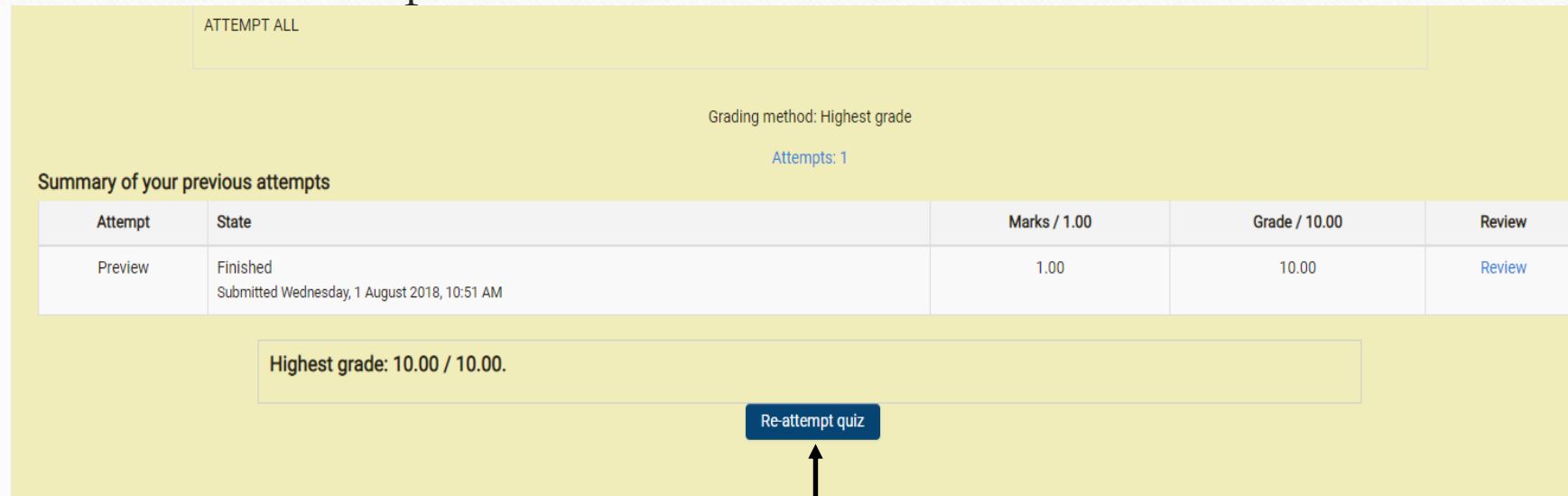
Below the table, a question is shown: 'KU is in Kiambu county'. The user selected 'True', which is marked as correct. The feedback says: 'Correct! The correct answer is "True".'

At the bottom right of the page, there is a 'Finish review' link and a 'Show all' button.

Finish review tab

STEP 6- HOW TO ATTEMPT A QUIZ

- The final step is summary page of your previous attempts that has a button that allows you to re-attempt the quiz. NB; You can only re-attempt a quiz if the lecturer has allowed more than one attempt



ATTEMPT ALL

Grading method: Highest grade

Attempts: 1

Summary of your previous attempts

Attempt	State	Marks / 1.00	Grade / 10.00	Review
Preview	Finished Submitted Wednesday, 1 August 2018, 10:51 AM	1.00	10.00	Review

Highest grade: 10.00 / 10.00.

Re-attempt quiz

Re- attempt quiz tab